





The Live Tree Care Guide

Buying a living Christmas tree is a popular choice for green consumers, but each tree is unique and requires special care. RCBC's here to provide you with some tips!






01 | PICKING THE RIGHT TREE

-  Go Native - Pick a tree adapted to local conditions.
-  Be Gentle - Trees are living things! Burlapped trees should be picked up by their root balls or rolled along the ground, never by their stems.






02 | TREE TENDING TIPS

-  Condition - Leave it upright in an unheated garage for a few days.
-  Pick The Right Spot - Place inside in a cool location away from direct sunlight or heat sources like stoves, fireplaces, and vents.
-  Water Sparingly - Living trees don't need as much water as cut ones, but the roots and soil should be kept moist. Place the tree inside a bucket or a large pan to prevent water staining.



03 | CONSIDER TREE RENTALS

-  Want to a live tree but don't have a green thumb? Consider a Christmas tree rental - a service that's growing in popularity.
-  Some companies such as Evergrow Christmas Tree Co. will drop off an evergreen at your door and pick it once the holidays are over.
-  They even offer contactless delivery! No fuss, no muss. Talk about convenient!



Link: www.evergrowchristmastrees.ca



These tips will ensure that your tree survives the holiday season to be planted in the yard, or donated to a plant-a-tree organization to live on for years to come!



Need more Christmas tree care tips?
Want info on tree rental companies?

Visit www.rcbc.ca or call
Lower Mainland: 604-732-9253
Toll-Free: 1-800-667-4321